

TO BEGIN AGAIN

Words and Music by INGRID MICHAELSON,
SARAH AARONS and ZAYN MALIK

Moderately

Dm⁷



G⁷



E



Am⁷



Dm⁷



G⁷



C



Dm⁷



G⁷



E



Am⁷



When the world _ was end - ing, I'd hold you in my arms, _ and we
When the world _ was end - ing, we looked up at the sky, _ and we

Dm⁷







G⁷



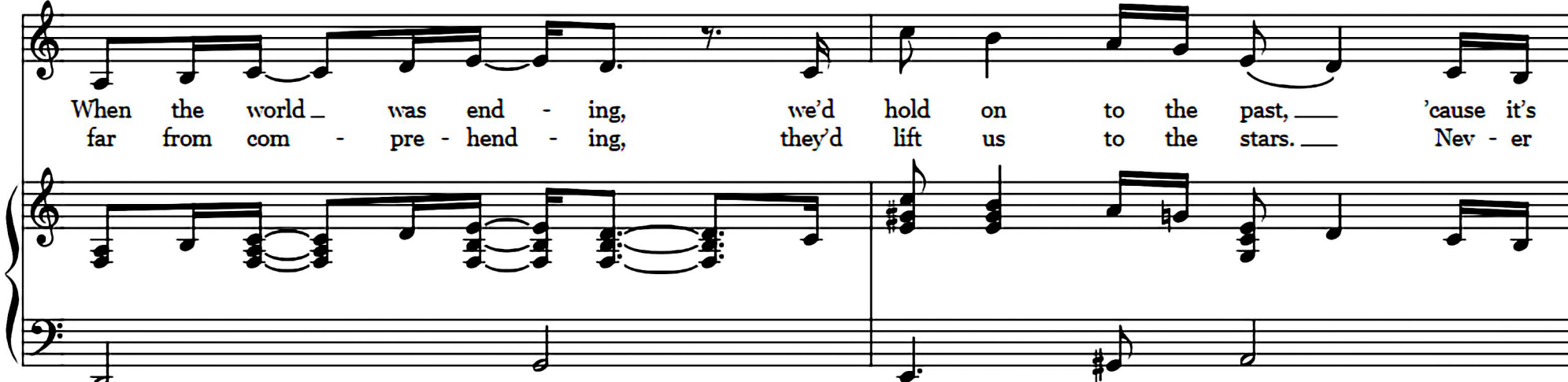
C



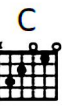


talked a - bout _ the plac - es we'd nev - er been. _
talked a - bout _ the last _ song that we'd _ play. _ So _










When the world _ was end - ing, we'd hold on to the past, _ 'cause it's
 far from com - pre - hend - ing, they'd lift us to the stars. _ Nev - er









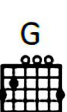
all we thought _ that we would ev - er see. _
 seen each oth - er from so far _ a - way. _



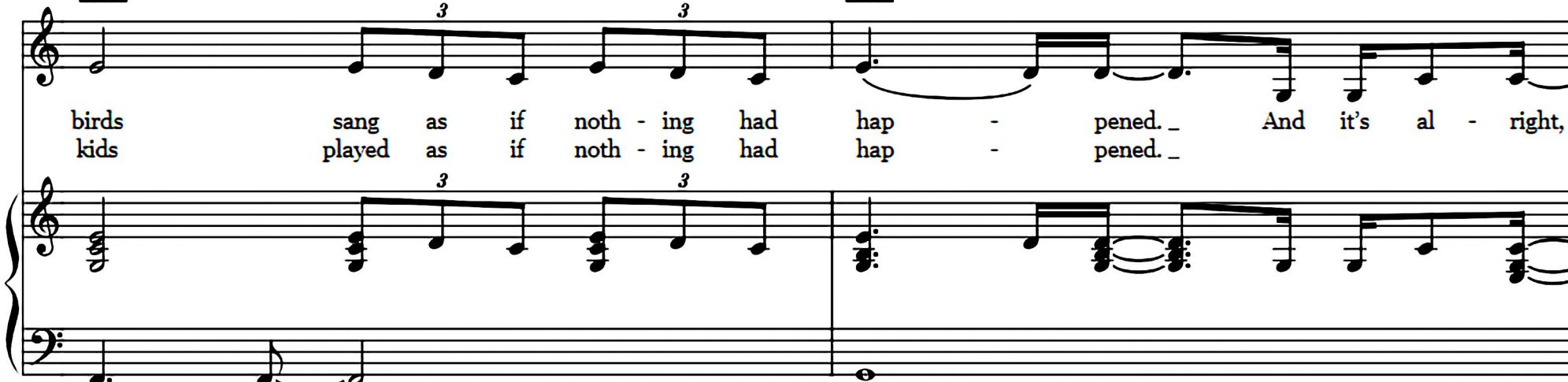




But then the sun came right back, and the
 But then the sun came right back, and the



birds sang as if noth - ing had hap - pened. _ And it's al - right, _
 kids played as if noth - ing had hap - pened. _



C Dm Am⁷ F

— it's o - kay, — we will get — an - oth - er day — to be - gin —

Am⁷ G^{SUS} F^{SUS}2 G^{SUS} G

— a - gain, to be - gin — a - gain, to be - gin — a - gain. — I don't know how, —

C Dm Am⁷ F

— I don't know why, — but I know — that I — will try — to be - gin —

Am⁷ G^{SUS} F^{#dim}

— a - gain, to be - gin — a - gain, to be - gin — to live — and love —

1. **Fsus2** **G**

and breathe a - gain.

2. **Fsus2** **G**

and breathe a - gain, and

Am⁷ **Fsus2** **G** **Am⁷**



cry be - cause I'm hap - py, and hold my friends like

Fsus2 **G** **Am⁷**


long lost lov - ers. Be kind to me and







Fsus2 **G** **Am⁷**

love each oth - er. The world keeps spin - ning on.


F  G 





And it's al - right, -




C  Dm7  Am7  Fsus2  Am  G 





it's o - kay, - we will get an - oth - er day. -




Fsus2  Gsus  3fr C  Dm 


I don't know how, - I don't know when, - but I do -



Am7  F  Am7  Gsus  3fr

know that we can try to be - gin a - gain, to be - gin a - gain, to be - gin





The image shows a musical score for guitar and piano. It consists of three staves. The top staff is the guitar part, featuring a treble clef and a key signature of one sharp (F#). Above the staff are three guitar chord diagrams: F#dim (with a baritone extension '9fr'), F#sus2, and G. The lyrics are written below the guitar staff: 'to live and love and breathe a - gain.' The middle staff is the piano accompaniment, featuring a grand staff with treble and bass clefs. The bottom staff is the bass line, featuring a bass clef. The music is in 4/4 time and consists of four measures. The first measure has a guitar chord of F#dim and piano accompaniment. The second measure has a guitar chord of F#sus2 and piano accompaniment. The third measure has a guitar chord of G and piano accompaniment. The fourth measure has a guitar chord of N.C. (Natural Chord) and piano accompaniment. The lyrics are placed under the notes in the guitar staff.