

# CALL IT WHAT YOU WANT

Words and Music by TAYLOR SWIFT  
and JACK ANTONOFF

Moderately slow, in 2

$\text{♩} = 80$



My cas - tle crum - bled o - ver - night. I brought a

E




knife to a gun fight. They took the crown, but it's al - right




All the


A



li - ars are call - ing me one. No - bod - y's heard from me for months.



E




D/F#




F#m7




I'm do - ing bet - ter than I ev - er was.



D



'Cause my ba - by's fit like a day - dream,



A



E



walk - in' with his head down. I'm the one he's walk - in' to.



D/F# F#m7

So call it what you want, yeah, call it what you want to.

D A

My ba - by's fly like a jet stream, high a - bove the whole scene.

E

Loves me like I'm brand - new. So

D/F# F#m7 To Coda D

call it what you want, yeah, call it what you want to. All my



flow - ers grew back as thorns. Win - dows board - ed up af - ter the storm.



He built a fire just to keep me warm.



All the dra - ma queens tak - in' swings,



all the jok - ers dress - in' up as kings. They fade to

D/F# F#m7

noth - in' when I look at him.

This system contains the first two measures of the piece. The vocal line starts with a quarter note G4, followed by quarter notes A4, B4, C5, B4, A4, G4, and a half note F#4. The piano accompaniment features a steady eighth-note bass line in the left hand and a melody in the right hand that mirrors the vocal line.

D A

And I know I make the same mis-takes ev - 'ry time. Bridg - es burn, I nev - er learn. At

This system contains measures 3 through 6. The vocal line continues with quarter notes G4, A4, B4, C5, B4, A4, G4, and a half note F#4. The piano accompaniment maintains the eighth-note bass line and provides harmonic support for the vocal melody.

E

least I did one thing right, — I did one thing

This system contains measures 7 through 10. The vocal line has quarter notes G4, A4, B4, C5, B4, A4, G4, and a half note F#4. The piano accompaniment continues with the eighth-note bass line and harmonic accompaniment.

D/F# F#m7 D

right. — I'm laugh - in' with my lov - er,

This system contains measures 11 through 14. The vocal line starts with a quarter note G4, followed by quarter notes A4, B4, C5, B4, A4, G4, and a half note F#4. The piano accompaniment continues with the eighth-note bass line and harmonic accompaniment.

A

mak - in' forts un - der cov - ers. Trust him like a broth - er, yeah, you know I did one thing

E(add4) D/F# F#m7

right. — Star - ry eyes spark - in' up my

D.S. al Coda

dark - est night.

D E

I want to wear his in - i - tial on a

F#m7 E D

chain 'round my neck, chain 'round my neck. Not be - cause he owns me,

E F#m7

but 'cause he real - ly knows me, which is more than they can say.

D E F#m7

I re - call late No - vem - ber, hold - in' my breath. Slow -

E D E

-ly I said, "You don't need to save me, but would you run a -

F#m7 N.C. D

-way with me?" Yes. My ba - by's

A

fit like a day - dream, walk - in' with his head down. I'm the one he's walk - in' to.

E

So call it what you want, yeah,

D

call it what you want to. My ba - by's fly like a jet stream,

A

high a - bove the whole scene. Loves me like I'm brand - new.



D/F# F#m7

So call it what you want, yeah, call it what you want to.

Detailed description: This system contains the first line of music. It features a vocal line in the upper staff and piano accompaniment in the lower two staves. The key signature has three sharps (F#, C#, G#). Above the vocal line, two guitar chord diagrams are shown: D/F# and F#m7. The lyrics are: "So call it what you want, yeah, call it what you want to."

D A

(Oh, oh.

Detailed description: This system contains the second line of music. It features a vocal line in the upper staff and piano accompaniment in the lower two staves. Above the vocal line, two guitar chord diagrams are shown: D and A. The lyrics are: "(Oh, oh."

E

1. D/F# F#m7

Detailed description: This system contains the third line of music. It features piano accompaniment in the lower two staves. Above the first staff, a guitar chord diagram for E is shown. A first ending bracket labeled "1." spans the last two measures of this system, with guitar chord diagrams for D/F# and F#m7 above it.

2. D/F# F#m7 N.C.

Call it what you want, yeah, call it what you want to.

Detailed description: This system contains the fourth line of music. It features a vocal line in the upper staff and piano accompaniment in the lower two staves. Above the vocal line, two guitar chord diagrams are shown: D/F# and F#m7. A "N.C." (No Chords) instruction is placed above the final measure of the system. The lyrics are: "Call it what you want, yeah, call it what you want to."