

Bleeding Love

Words & Music by Jesse McCartney & Ryan Tedder

F **Dm⁷** **B^bmaj⁹**

$\text{♩} = 104$

Ooh, _____ ooh ooh, _

C **F**

hey: _____ 1. Closed off from love, I did - n't need the pain.

Dm⁷

Once or twice was e - nough _____ and it was all in vain.

The musical score is presented in three systems. Each system consists of a vocal line and a piano accompaniment. The piano accompaniment is written in a grand staff (treble and bass clefs). The first system features guitar chord diagrams for F, Dm7, and Bbmaj9. The second system features diagrams for C and F. The third system features a diagram for Dm7. The tempo is marked as quarter note = 104. The key signature has one flat (Bb). The time signature is 4/4. The lyrics are: 'Ooh, _____ ooh ooh, _', 'hey: _____ 1. Closed off from love, I did - n't need the pain.', and 'Once or twice was e - nough _____ and it was all in vain.'

B♭maj⁹



Time starts to pass, _____ be - fore you know it you're fro -

C



- zen, ooh.

F



But some - thing hap - pened for the ver - y first time with you,

Dm⁷



B♭maj⁹



my heart melt - ed to the ground, found some - thing true, and ev - 'ry - one's look - ing

C

'round think-ing I'm go - ing cra - zy. ooh, _____ yeah, yeah. _

F

But I don't care what they say, I'm in love_ with you. They try to pull me a - way,



Dm⁷

B♭maj⁹


but they don't know_ the truth. My heart's cri - pled by the


C

vein that I keep on clos - ing. You cut me o - pen and I


F  Dm7 


keep bleed-ing, keep — keep bleed-ing love. I keep bleed-ing, I keep











Bbmaj9 


— keep bleed-ing love. Keep bleed-ing, keep — keep bleed-ing love.






To Coda 


C  Csus4  C  Csus4  C  Csus4  C  Csus4 

You cut me o - pen, —



F  F  Fsus2 

ooh. — 2. Try-ing hard not to hear but they talk so loud.







their pierc - ing sounds fill my ears, try to fill me with doubt, yet I know that the





goal is to keep me from fall - ing, — hey, — — — — — yeah. — — — — —





But noth - ing's great - er than the rush that comes with your em - brace, and in this world of lone -




- li - ness I see your face, — I yet ev - 'ry - one a - round —



The musical score consists of four systems, each with a vocal line and a piano accompaniment. The piano part features a consistent bass line of eighth notes and a treble part with sustained chords and melodic fragments. Chord diagrams are provided above the vocal line for each system.

B \flat 6 Csus4 C

me thinks that I'm go - ing cra - zy. May - be, may - be.

⊕ Coda

Dm⁷

B \flat maj⁷

And it's drain - ing all _____ of me. _____ Oh, they

F/C


find it hard _____ to be - lieve, _____ I'll be wear - ing these scars _____ for ev -

Csus4


C

- ry - one _____ to _____ see. _____


Dm7



I don't care what they say, I'm in love with you.





Bb5




They try to pull me a - way, but they don't know... the truth. My heart's crip - pled by the


Csus2


Csus4



vein that I keep on clos - ing. Ooh, you cut me o - pen and I





Dm7



keep bleed - ing, keep keep bleed - ing love. I keep bleed - ing, I keep keep bleed - ing love.

Bbmaj9

F/C

1. C^{sus4}

Keep bleed - ing, keep ___ keep bleed - ing love.

2. C^{sus4}

You cut me o - pen and I You cut me o - pen and I ___

Dm B^{b5} F⁵ C Dm

___ keep bleed - ing, keep ___ keep bleed - ing love. ___