

# Fixing A Hole

Words & Music by John Lennon & Paul McCartney

Moderately

F



Caug



Fm<sup>7</sup>



Swung quavers

B<sup>b</sup>9




♩ = 100

1. I'm

F



Caug



Fm<sup>7</sup>



Fm<sup>6</sup>



Fm<sup>7</sup>



fix - ing a hole where the rain gets in, and stops my mind from wan -  
(2.) fill - ing the cracks that ran through the door, and kept my mind from wan -

Fm<sup>6</sup>



Fm<sup>7</sup>







Fm<sup>6</sup>










- der - ing where it will go.  
- der - ing where it will go.




1.   2.  






2. I'm And it



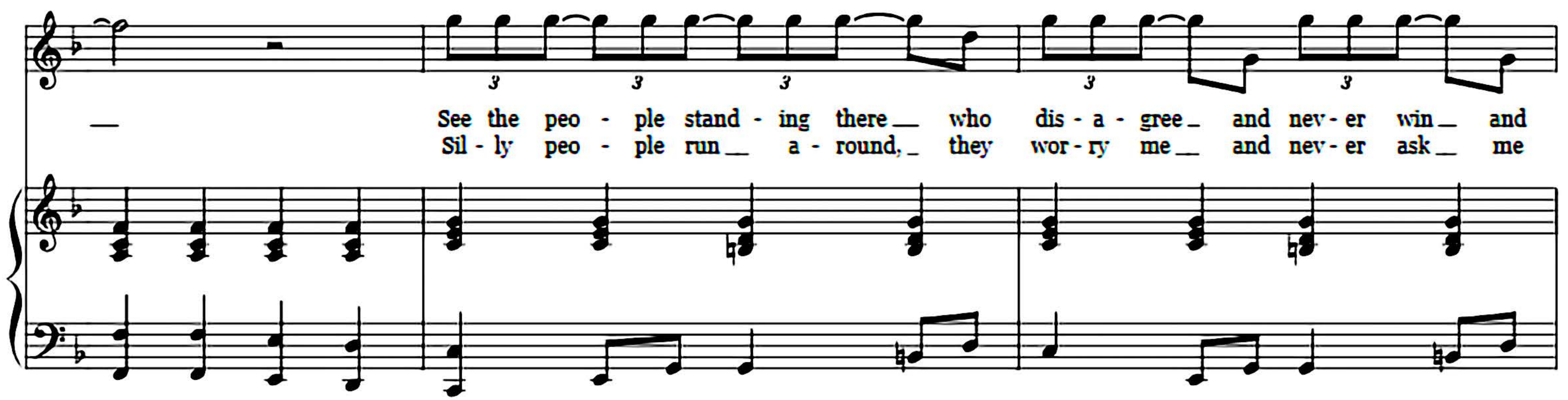
     







real - ly does - n't mat - ter if I'm wrong, — I'm right where I be - long — I'm right where I be - long.




    

— See the peo - ple stand - ing there — who dis - a - gree — and nev - er win — and  
Sil - ly peo - ple run — a - round, — they wor - ry me — and nev - er ask — me



won - der why they don't get in my — door. I'm paint - ing the room — in a col -  
why they don't get past — my door. — I'm tak - ing my time — for a num





To Coda 

Fm7 

Fm6/C 

Fm7 

Fm6 

- our - ful way, and when my mind \_ is wan - der - ing there I will \_  
 - ber of things, that weren't im - por - tant yes - ter - day and I still \_



Fm7 

Fm6 

Fm7 

Fm6 

go. Oo oo oo ah. Hey - hey hey..



F 

Caug/E 

Fm7 

Fm6 

Fm7 

Fm6 



D.S. al Coda

Fm7 

Fm6 

Fm7 

Fm6 

N.C.

And it





⊕ Coda

Fm<sup>7</sup>



Fm<sup>6</sup>



Fm<sup>7</sup>



— go. ————— Oo oo oo oo

Fm<sup>6</sup>



Fm<sup>7</sup>



Fm<sup>6</sup>



ah. I'm fix - ing a hole — where the rain — gets in, — and

Fm<sup>7</sup>



Fm<sup>6</sup>



Fm<sup>7</sup>



stops my mind — from wan - der - ing where it will — go, —



Fm<sup>6</sup> Fm<sup>7</sup> Fm<sup>6</sup>

Repeat and fade

where it will go. I'm